

Processing and Characterisation of Epoxy/Carbon Black Nanocomposites by Twin Screw Extrusion

R.M. Kulkarni^{1*}, G.B. Rudrakshi¹ and H.N. Narasimhamurthy²

¹Department of Mechanical Engineering, BEC Bagalkot, Karnataka, India

²RVCE, Bangalore, India

*Corresponding author e-mail: rmtg@rediffmail.com

(Received 16 September 2014; Revised 5 October 2014; Accepted 27 October 2014; Available online 4 November 2014)

Abstract-This paper presents the experimental investigation of the influence of process parameters of twin screw extrusion on the dispersion, electrical, thermal and mechanical properties of epoxy/CB nanocomposites. Four factors, namely, loading level of carbon black in epoxy, screw speed; temperature and number of passes were selected for the design of L18 OA layout. Response factors such as electrical resistivity, glass transition temperature, microhardness and impact strength of epoxy/CB nanocomposites were studied. From TGA, the addition of CB to epoxy resulted in improved thermal stability. ANOVA of the experimental results showed that CB loading had significant influence on all the responses.

Keywords: Carbonblack (CB), orthogonal array (OA), thermo-gravimetric analysis (TGA), DOE: design of experiment, analysis of variance (ANOVA).

I. INTRODUCTION

Epoxy (LY556) has extensive application in aerospace and automotive industries for structural applications. However, its insulating nature results in local heating and premature degradation of the structures and electronic components due to the accumulation of electrostatic charge on their surface. To avoid electrostatic charging of an insulating matrix, an electrical conductivity greater than 108 S-cm-1 is required. Conducting epoxy can be used in various applications including electromagnetic radiation shielding, electrostatic discharge (ESD) protection and electro-packaging applications to avoid electrical charges and electrical magnetic field from disturbing the communications due to its superior structural property.

Electrical conductivity can be achieved by incorporating highly conductive fillers, such as CB particles, carbon fibres, metallic fillers or intrinsically conducting polymers in thermosets and thermoplastics [1-6, 8-13]. Graphite and CB also have advantage of being compatible with many polymer systems. Though incorporating carbon nanotubes (CNT) and carbon nanofibers (CNF) in plastics exhibits better mechanical and electrical properties [8-13], the automobile and aerospace industries cannot rely on these materials for mass production due to high costs.

The nanofillers are dispersed in polymeric resins by several mechanical methods like ultrasonication, magnetic agitation, high speed stirring, shear mixing, etc. The improvement in the end properties due to the addition of CB is dependent on filler quality, amount of CB, and the dispersion technique adopted [1-5]. Twin screw extrusion

used for dispersing nanoclay in vinyl ester yielded superior results [6-7]. Several authors investigated electrical behavior of different grades of epoxies and had found that the percolation threshold varies between 0.5 and 4 % nanofiller content. Th. V. Kosmidou et al investigated the effect of dispersion of carbon black in epoxy (DGEBA/TETA) on electrical and mechanical properties. In both with and without post cured cases, at lower filler contents, Tg increased up to maximum value (at about 0.7 wt % filler). Typical dielectric behavior was observed below 1% CB. At higher CB contents conductivity increased significantly.

Though electrical property improvements of different grades of epoxy are reported, such studies involving LY556 which has extensive application in automobile and aerospace industries are scarcely available and also parametric study of twin screw extrusion for processing epoxy (LY556)/CB nanocomposites is not reported. Hence, the research was mainly focused on parametric studies of twin screw extrusion for dispersing CB in LY556.

II. EXPERIMENTAL

A. Materials

The resin used in this study was Bisphenol based epoxy of grade LY556 supplied by Huntsman, Hindustan Ciba-Geigy Ltd. The curing agent for this resin was Hardener HY951. Nanofiller used for fabrication of nanocomposites were carbon black N220 grade supplied by Philips Carbon Black Ltd.

B. Design of Experiments

CB was dispersed using ultrasonication followed by twin screw extrusion (Alpha 18, Steer Engineering, Bangalore). Six levels for CB loading and three levels each for number of passes, temperature and screw speed were selected. Based on the factors and levels, L18 Orthogonal array was selected. The physical layout for the designed experiments is shown in Table 1.

TABLE I PHYSICAL LAYOUT FOR THE DESIGNED EXPERIMENT

Expt. No.	CB (%)	No. of passes	Temp, (°C)	Screw speed, (rpm)
1	0	5	5	75
2	0	10	15	100
3	0	15	30	125
4	2	5	5	100
5	2	10	15	125
6	2	15	30	75
7	4	5	15	75
8	4	10	30	100
9	4	15	5	125
10	6	5	30	125
11	6	10	5	75
12	6	15	10	100
13	8	5	10	125
14	8	10	15	75
15	8	15	5	100
16	10	5	30	100
17	10	10	5	125
18	10	15	15	75

C. Nanocomposite preparation CB / Epoxy specimens

The CB was dispersed by wt. 0, 2, 4, 6, 8 and 10 % in epoxy resin using ultrasonicator 37 kHz for 1 h using tip sonicator and later by twin screw extrusion as per DOE. The screw extruded Epoxy/CB gelcoat was mixed with hardener by 11:100 ratios as per manufacturer’s recommendation and cured at room temperature for 24 Hours.

III. RESULTS AND DISCUSSIONS

A. Electrical Conductivity, TG and Mechanical properties of epoxy / carbon black

At concentrations above 2 wt% CB, the resistivities were observed to be low and decrease marginally with increasing CB content. The temperature, numbers of passes and screw speed had very little effect on the conductivity when compared to that of CB loading in Fig-1.

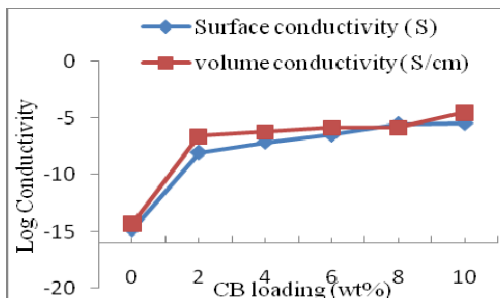


Fig. 1 Volume and surface resistivity for epoxy/CB nanocomposite

B. Microhardness

Figure 2 shows that the microhardness has increased with increased CB content in the material and attained maximum value at 10 wt% CB. The micro-hardness

increased with increase in number of passes. The maximum microhardness was found in 10 wt% CB loading which showed 30% increase in micro-hardness when compared to that of epoxy without any reinforcement. The increase of the CB content resulted in increase of the number of high strength reinforcements inside the composites, thus increasing their micro-hardness property.

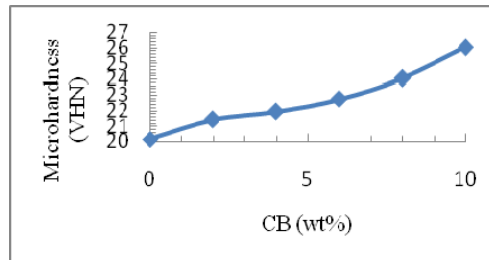


Fig. 2 Microhardness for epoxy / CB nanocomposite

C. Tg of epoxy/ CB nanocomposites

Differential Scanning Calorimetry was used to determine the Tg of the nanocomposites using the measurement of heat flow versus change in temperature. Figure 3 shows the variation of Tg with increase in CB loading. The Tg was highest at 10% wt CB loading and resulted in 37% increase in Tg. The number of passes and temperature had very little effect on Tg but the same decreased with increase in screw speed. The level 1 of number of passes resulted in reduced Tg when compared to other two levels.

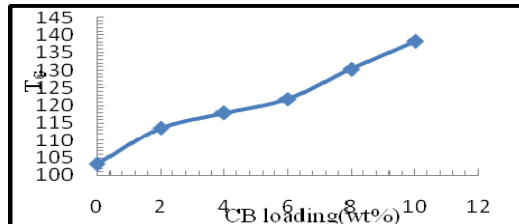


Fig. 3 Tg for epoxy / CB nanocomposite

D. Impact strength of epoxy/ CB nanocomposites

Figure 4 shows the variation of impact strength of the nanocomposite with CB content. The impact strength was maximum at 10 wt% processed at 15 °C, 15 passes and 75 rpm and showed 50% increase in impact strength at this combination.

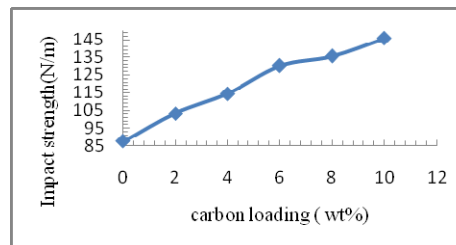


Fig. 4 Impact strength of epoxy / CB nanocomposite

IV. SIGNAL-TO-NOISE RATIO

To determine the effect each variable on the output, the signal-to-noise Ratio needed to be calculated for each experiment conducted. Taguchi recommends analyzing data using the S/N Ratio that will offer two advantages; it provides guidance for selection of the optimum level based on least variation around the average value, which is closest to target, and also it offers objective comparison of two sets of experimental data with respect to deviation of the average from the target.

Experiment 17 has the highest S/N Ratio with respect to both volume conductivity and surface conductivity and resulted in the best performance with least resistivity in both cases. The S/N Ratio for the response microhardness is highest for the combination experiment 18 and has the best performance Glass Transition Temperature and impact strength.

V. ANALYSIS OF VARIANCE (ANOVA)

ANOVA is mainly carried out to analyze the statistical significance of different factors at different levels on the response variables. It is performed based on the DOE for all S/N Ratios. MINITAB module was used to perform ANOVA choosing General linear Model (GLM). This module was used to analyze the effect of factors on the responses and their significance on the responses of designed experiment. It has been performed for 0, 2, 4, 6, 8 and 10 wt% epoxy/CB nanocomposite to examine the effect of process parameters on the twin screw extrusion. From the Analysis of variance it is evident that CB is the most significant factor followed by number of passes, Temperature and Screw speed respectively for influencing the conductivity, microhardness, Tg and impact strength.

VI. GREY RELATIONAL ANALYSIS

Grey analysis was carried out to optimize the parametric combination of twin screw extrusion for processing epoxy/CB nanocomposites. The multiple performance characteristics included conductivity, microhardness, Tg and Impact strength.

In Grey Relational Analysis, normalization of experimental data was performed. Linear normalization of the experimental results was performed in the range between zero and unity. The normalized data processing corresponds to larger the better type for all the responses.

$$\xi(k) = \frac{\Delta_{\min} + \xi\Delta_{\max}}{\Delta_{oi}(K) + \xi\Delta_{\max}}$$

ξ = distinguishing coefficient between zero and one.

In this study ξ value is taken as 0.5

Δ_{\min} = smallest value of Δ_{oi}

Δ_{\max} = largest value of Δ_{oi}

It has been determined that the combination 10 wt% CB, 15 passes, 15°C temperature and 75 rpm screw speed had the highest value of grey relational grade and thus gets the highest rank. This indicates that this factor combination of experiment 18 is the optimal.

VII. CONCLUSION

Epoxy/CB nanocomposites were fabricated using ultrasonication and twin screw extrusion to study the effect of CB loading on the electrical, thermal and mechanical properties of the nanocomposites. The effect of process parameters on the responses such as volume and surface conductivity, microhardness, Tg and impact strength were analyzed. Based on the experimental results the following conclusions were drawn:

S/N Ratio analysis and ANOVA revealed that CB loading was the most significant factor on the resistivity, microhardness, Tg and impact strength. The resistivity decreased as loading of CB increased. A percolation threshold at less than 2 wt% was obtained in both volume and surface resistivity. Resistivity decreased with increase in number of passes and decrease in temperature. The screw speed had little effect on resistivity.

The microhardness, Tg and impact strength increased with increase in CB loading and number of passes and with decrease in temperature. The screw speed had little effect on Tg and impact strength. The Grey Relational Analysis helped to arrive at the best parameter combination 10 wt% CB loading, 15 passes, 150 C and 75 rpm, to achieve the best responses of resistivity, microhardness, Tg and impact strength collectively. The resistivity decreased by 1.0E10, microhardness increased by 29.96 %, Tg increased by 35.92 % and impact strength increased by 69.23% at the best parameter combination as per Grey Relational Analysis.

REFERENCES

- [1] Th. V. Kosmidou¹, A. S. Vatalis, C. G. Delides¹, E. Logakis, P. Pissis, G. C. Papanicolaou-“Structural, mechanical and electrical characterization of epoxy amine/carbon black nanocomposites”. EXPRESS Polymer Letters Vol.2, No.5 2008, pp. 364–372,
- [2] Jeena Jose Karippal, H. N. Narasimha Murthy, K. S. Rai, M. Krishna, and M. Sreejith-“The Processing and Characterization of MWCNT/Epoxy and CB/Epoxy Nanocomposites Using Twin Screw Extrusion”. Polymer-Plastics Technology and Engineering, 49, 2010, pp. 1207–1213.
- [3] Dr. Adnan A. Abdul Razak, Dr. Najat j. Salah, Waffa Abdul Kazem -“Electrical and Thermal Properties of Epoxy Resin Filled With Carbon Black”. Eng. & Tech. Journal, Vol.27, No.11, 2009.
- [4] Bahar Bağcıoğlu PEK EN ÖZER-“Development of Carbon Black-Layered Clay/Epoxy Nanocomposites”. Thesis Submitted to the Graduate School of Engineering and Science of Izmir Institute of Technology, July 2008, pp.1-56.
- [5] Ying Li, Shifeng Wang, Yong Zhang, Yinxi Zhang-“Electrical Properties and Morphology of Polypropylene/ Epoxy/Glass Fiber Composites Filled with Carbon Black”. Journal of Applied Polymer Science, Vol. 98, 2005, pp. 1142–1149.
- [6] Farid El-Tantawy a, K. Kamada, H. Ohnabe-“ Electrical properties and stability of epoxy reinforced carbon black composites”. Materials Letters 57, November 2002, pp.242–251.

- [7] R. Sridhar , H.N. Narasimha Murthy , Niranjan Pattar , K.R. Vishnu Mahesh , M. Krishna-“Parametric study of twin screw extrusion for dispersing MMT in vinyl ester using orthogonal array technique and grey relational analysis”. Published Elsevier Ltd, composites part B, September 2011, pp.1-10.
- [8] MEI Qilin , WANG Jihui, WANG Fuling, HUANG Zhixiong, YANG Xiaolin, WEI Tao-“Conductive Behaviors of Carbon Nanofibers Reinforced Epoxy Composites”. Journal of Wuhan University of Technology-Mater. Sci. Ed. , 2008,
- [9] Smrutisikha Bal-“Experimental study of mechanical and electrical properties of carbon nanofiber/ epoxy composites”. Journal of material and design, <http://dx.doi.org/10.1016/j.matdes.2009.11.058>
- [10] Moiala, Q. Li, I.A. Kinloch, A.H. Windle-“Thermal and electrical conductivity of single and multi-walled carbon nanotube-epoxy composites”. Composites Science and Technology 66, 2006, pp. 1285–1288.
- [11] Abu Bakar Sulong, Nurhamidi Muhamad, Jaafar Sahari-“Electrical Conductivity Behaviour of Chemical Functionalized MWCNTs Epoxy Nanocomposites”. European Journal of Scientific Research, Vol.29 No.1, 2009, pp. 13-21
- [12] I.W. Nama, H.K. Lee, J.H. Jang-“Electromagnetic interference shielding /absorbing characteristics of CNT-embedded epoxy composites”. Published in Elsevier Ltd, Composites:Part A 42(2011) 1110-1118.
- [13] Erik T. Thostenson, Tsu-Wei Chou-“Processing-structure-multi-functional property relationship in carbon nanotube/epoxy composites”. Elsevier Ltd. Carbon 44 , 2006, pp. 3022–3029.